


T Twister Game

by <http://thefilesofmrse.com/>




- Decide how many spots on the Twister board you want to use and print the correct amount of copies you need. Normal Twister is 4 x 6 spots but this is hard for very little ones. I recommend a 4 x 4 board, so 4 copies of each picture.
- Print out the pictures for the spinner located on the last page of this file.
- Adhere the large pictures to the Twister board (or a large sheet or the floor) and then the small images to the spinner board. I recommend using masking tape or painters tape that will not stick permanently to the game.
- Follow the rules of Twister. For very little ones you might want to ignore the right and left and just use any hand or foot.




<http://thefilesofmrse.com/>

<http://thefilesofmrse.com/>







Pictures for Spinner

